



Student Managed Portfolio



CFA Research Challenge Goes Virtual

This year, the CFA Institute will transform its annual global CFA Research Challenge in response to the worldwide pandemic. Instead of hosting the local level presentations and Q&A at Chicago’s Morningstar building followed by regional and global levels in a major metropolitan center, the normal face-to-face components will be conducted live over Zoom.

Once again competing in this prestigious competition, Northern Illinois University’s team this year is comprised of four BS/MS Accelerated Finance students. A total of 9 teams are competing at the local level, including students from Augustana, DePaul, IIT, Loyola, North-

western, and UIUC.

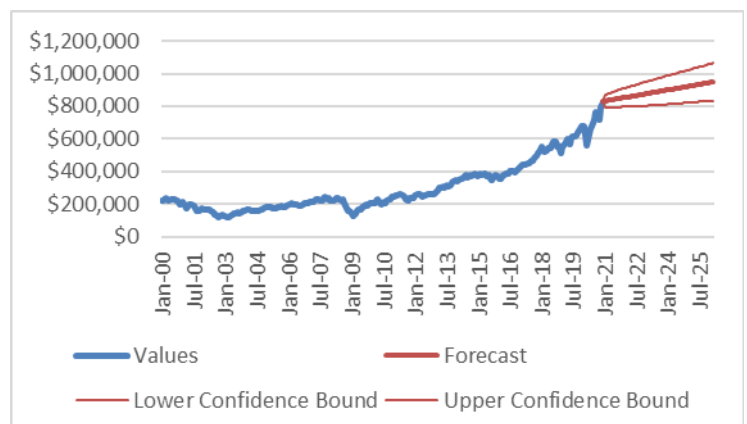
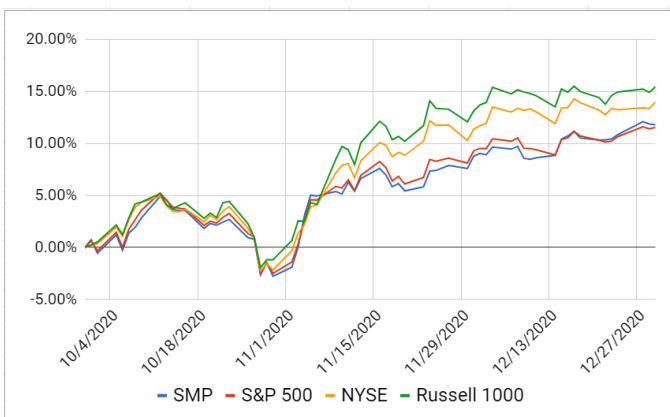
The team’s 30-page equity research report on credit bureau TransUnion is due to the local chapter on Friday January 22nd. They will find out if they advance on Wednesday February 10th. If they do, they will remotely present on Friday February 26th. Wish them luck!

Portfolio Statistics

Portfolio Beta	0.97
Percent Invested	99.96%
Number of Holdings	50
Dividend Yield	1.15%
Expense Ratio	0.08%


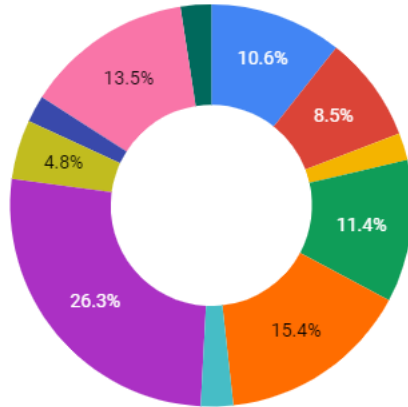
Upcoming Events

- 2/15:** NIU Open House
- 2/19:** Foundation Presentation
- 2/26:** CFA Local Presentation
- 2/26:** Community College Articulation Virtual Conference
- 3/10:** Core Classroom Visit
- 3/17:** Department Open House
- 3/20:** Admitted Students Day
- 3/22-3/26:** SMP Interviews
- 3/25-3/26:** GAME Conference



Where the Classroom Meets the Business World

Thursday, December 31, 2020



Meet the Analysts!



Erik Abrell,
Materials & Utilities



Ram Del Mundo,
Consumer Staples




Tony Fritz,
Health Care



Anna McComb,
Industrials



Kashish Meghani,
Cons Discretionary



Peter Nahulak,
Energy



Darshan Pradhan,
Financials



Soumya Shekar,
Communications Svcs



Alex Wood,
Information Technology

Largest Holdings

Ticker	Company	Weight
FTEC	Fidelity Info Tech ETF	10.58%
AAPL	Apple Inc.	7.68%
AMZN	Amazon.com, Inc.	5.89%
UNH	UnitedHealth Group Inc	5.16%
GOOG	Alphabet Inc Class C	4.22%

Biggest Winners

Ticker	Company	Qtr Ret
MU	Micron Technology Inc.	60.09%
JLL	Jones Lang LaSalle Inc.	55.10%
DIS	Walt Disney Company	46.02%
MS	Morgan Stanley	41.74%
RDS.A	Royal Dutch Shell Plc	39.61%

Biggest Losers

Ticker	Company	Qtr Ret
AMGN	Amgen Inc.	-9.54%
SPGI	S&P Global Inc.	-8.84%
INTC	Intel Corporation	-3.79%
ORLY	O'Reilly Automotive Inc.	-1.85%
PG	Procter & Gamble Co.	0.11%

Return Metrics

	CAGR			
	Qtr	1 Yr	3 Yr	5 Yr
SMP	12.62%	22.43%	16.99%	17.56%
S&P 500	12.09%	18.41%	14.04%	15.14%
NYSE Comp	14.35%	4.40%	4.28%	7.44%
IWD	16.46%	3.16%	5.88%	9.60%

Risk Metrics

	Annualized Volatility			
	Qtr	1 Yr	3 Yr	5 Yr
SMP	23.51%	25.19%	17.91%	14.78%
S&P 500	22.60%	26.43%	19.16%	15.48%
NYSE Comp	7.28%	25.81%	18.36%	14.96%
IWD	25.06%	29.77%	20.38%	16.49%

Contact Us!

Dr. Gina Nicolosi
gnicolos@niu.edu
 (815) 753-6391